



Construction

The fixture housing is made of formed, cold-rolled sheet steel. The heat sink is made of 6063-T5 aluminum extrusion.

Fixture Body Finish

Low-gloss Signal White finish (Ral #9003, 20% Gloss) is standard, with custom colors available.

Drivers

All drivers are high-frequency electronic, with a power factor $>.95$, THD $<10\%$, and a Class A sound rating. Drivers are mounted in the fixture module housing. The power and control inputs are on the back of fixtures. Operational voltage is universal, 120 - 277V.

Low Voltage Control

19" Rack-mounted driver is available with up to 600w of power. Multiple drivers can be linked for any size project. Low Voltage Control available for 120-230V applications.

LED Technology

The fixture utilizes mid-power LEDs with high-quality illumination (>90 CRI) for videoconferencing and general lighting applications. Each fixture module has a power consumption of 24.4 watts.

Directional Beam Angle

The module components are adjustable ± 55 degrees.

Fixture Carriage (Module)

One and two module fixtures are available. Each Module comes with a spot or flood beam control option.

Fixture Dimensions and Weight

Inch Panel: 2-ft x 2-ft

23.75- x 23.75- x 4.54-in

(603.25- x 603.25- x 115.3-mm)

Metric Panel: 600-mm x 600-mm

595- x 595- x 115.3-mm

(23.43- x 23.43- x 4.54-in)

Fixture Weight*: 24.51-lbs (11.12-kg)

Inch Panel: 1-ft x 2-ft

11.75- x 23.75- x 4.54-in

(298.45- x 603.25- x 115.3-mm)

Metric Panel: 300-mm x 600-mm

298- x 595- x 115.3-mm

(11.71- x 23.43- x 4.54-in)

Fixture Weight*: 21.45-lbs (9.73-kg)

Single Module: 6-in x 2-ft (Inch Only)

(5.75- x 2.75- x 4.54-in)

(146.05- x 603.25- x 115.3-mm)

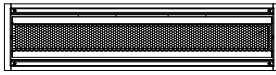
Fixture Weight: 9.50-lbs (4.31-kg)

*weight is for two module option






Sample Fixture Configurations



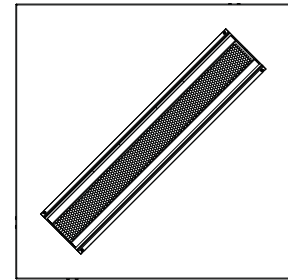
One Module, Spot
(example: FLXT1-X35-S-I)




One Module, Flood
(example: FLXT1-X35-F-I)



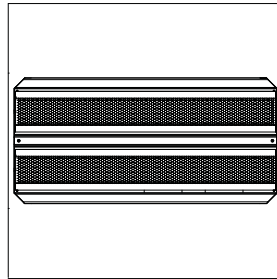
Two Modules, Spot-Flood, Mini-Mount
(example: FLXT2-X35-SF-IMM)



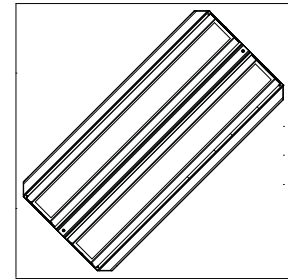
One Module, 45-Degree Mount, Spot
(example: FLXT1-X35-S-I45)



Four Modules, Spot-Flood, Double-Mount
(example: FLXT2-X35-FFSS-IDD)



Two Modules, Spot, Center-Mount
(example: FLXT2-X35-SS-ICM)



Two Modules, Flood, 45 Degree-Mount
(example: FLXT2-X35-FF-I45)

SINGLE MODULE PART NUMBERS

FLXT					
	Module Qty	Dimming	Color Temperature/ Color Rendering Index	Optics	Sizing
Flex-T LED	1 = One Module	A = 0-10V (Analog)	30 = 3000°K / 90+ CRI	S = Spot	I = Inch
		E = Lutron Ecosystem	35 = 3500°K / 90+ CRI	F = Flood	M = Metric
		X = DALI	40 = 4000°K / 90+ CRI		
		L = Low Voltage (DMX)	50 = 5000°K / 80+ CRI		
					Panel Option
					45 = 45° Mount

TWO or FOUR MODULE PART NUMBERS

FLXT					
	Module Qty	Dimming	Color Temperature/ Color Rendering Index	Optics	Sizing
Flex-T LED	2 = Two Modules	A = 0-10V (Analog)	30 = 3000°K / 90+ CRI	S = Spot	I = Inch
	4 = Four Modules	E = Lutron Ecosystem	35 = 3500°K / 90+ CRI	F = Flood	M = Metric
		X = DALI	40 = 4000°K / 90+ CRI	Indicate 1 optic per module	
		L = Low Voltage (DMX)	50 = 5000°K / 80+ CRI		
					Panel Option
					MM = Mini Mount
					CM = Center Mount
					OM - Offset Mount
					45 = 45° Mount
					DD = Double Dome (4 Module Only)

580 Mayer Street - Building # 7 - Bridgeville, PA 15017 USA

Phone: 1.412.206.0106

www.brightlines.com



© 2018 Brightline LP. All Rights Reserved

Specifications are subject to change without notice.

08/21/18