

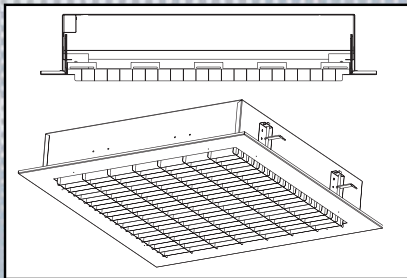


# Advanced Fixture Control for Lighting Systems

Wireless DMX (TX and RX units)

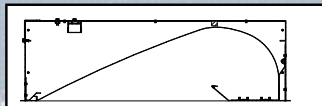
## Product Guide

### LED Stealth-T



The utility of the Stealth-T with LED technology and an integral glare-free filter. A recessed 2-ft x 2-ft light with an innovative, flush-mounted louver system designed to direct light output where needed, even bi-directionally.

### LVCI



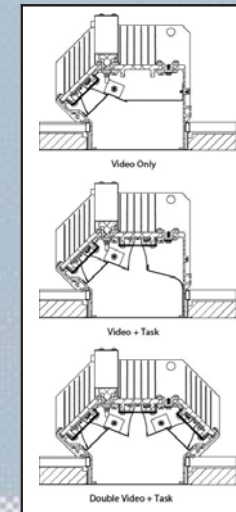
An indirect, recessed 2-ft x 2-ft LED fixture for applications where multi-use and soft indirect video light is desired. Mix and match Brightline fixtures and bring clarity to your video and continuity to your look.

- Automated Cognitive Coexistence
- True DMX fidelity
- Lowest latency in the industry at 5ms
- 128 bit encryption for secure communications
- Multiple W-DMX TX units can be combined, allowing easy system expansion
- The W-DMX compatible with all other W-DMX products
- W-DMX utilizes the international license free ISM band on 2.4GHz

### Power over Ethernet

- PoE technology brings unparalleled networking and control advantages to LED lighting systems.
- Installation is easier and safer with Class 2 wiring versus line voltage.
- Cabling costs are lower because data and power share the same cable.
- PoE System does not require a licensed electrician for installation of network cable, reducing installed cost.
- Can be easily expanded and integrated with other lighting systems.

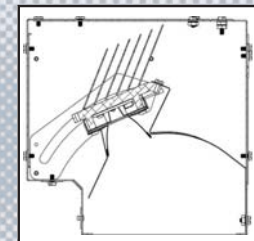
580 Mayer Street #7  
Bridgeville, PA 15017  
Phone: 1.412.206.0106  
[www.brightlines.com](http://www.brightlines.com)



### LVP

A fixed multi-task lighting system in a linear body, the VideoPlus offers either one or two video lights, in addition to a direct downlight. Its retro louvers defy its modern performance, with the market's finest solid state lighting options.

### LMT



High-CRI LED light in a small, linear foot-print, brightline's LMT comes in 6-in x 2-ft and 6-in x 4-ft lengths. The LMT rotates for optimized video lighting.

## SeriesONE

Brightline's L1.2 is the lighting director's tool of choice. Small, powerful, thoughtfully-designed, with brilliant performance. The L1.2 features a completely even dimming field, while maintaining near-peak light output on center, with any degree of beam control screens.



With power and control artfully integrated into its focusing handle, the L1.4 brings stunning power to the SeriesONE family.



The larger, stronger sibling to the L1.2, the L1.4's aperture is the exact size of its fluorescent predecessor, the S1.4, conveniently accepting the same control accessories. Stations can upgrade to L1.4s and utilize their S1.4s' screens, intensifiers, and gel frames.

Accommodating the popularity of today's expansive sets, the long-throw softlight L1.4 provides flexibility for your camera shots while maintaining near-pinpoint control.

## BL.16

High-performance, long-throw, high-CRI, LED spotlight with 16 individual LEDs and an innovative snoot and screen system.

An ideal solution for council chamber lighting, news set accents, and production lighting.



KOMO-TV Set Design-Devlin Design Group



WJBK-TV Set Design-Devlin Design Group

A brightline studio conversion reduces operational expense through significantly less electrical and air conditioning utility use, and a maintenance-free lamp source.

Average studio ROIs run under two years. Light up your facility with brightline.



## Lupolux

Italian style and world-class performance are combined in Lupolux high-performance line of LED fresnels and panel lights. Featuring the 650, 1000 or 2000 DayLED and the new Superpanel LUPOLED with variable color temperature and < 94CRI, Lupolux fixtures complement Brightline's in news and production lighting packages.



DayLED 650



DayLED 1000



DayLED 2000



Superpanel