

Construction

Fixture housing is made of formed, cold-rolled sheet steel. Dome shaped interior fixture housing. Perforated filler panels are optional

Fixture Body Finish

Low-gloss, Easy-White finish (Tiger Drylac 449/11707 smooth flat) with custom colors available.

Fixture Carriage and Reflector

Two sizes of lamp carriage are available, housing one or two 55-watt lamps. Reflectors are made of formed aluminum sheet-metal construction, featuring 97% reflectance. Direct/indirect task lights are available to provide for soft, glare-free room illumination. Wall Washer housing (one-lamp) provided with reflective white finish.

Ballast

Ballasts are available in switched or in a variety of dimmable configurations. All ballasts are high-frequency electronic, with a Power Factor > .97, THD, 10% and a Class A sound rating. Ballasts are in the fixture housing. Power and control inputs are from the side.

Lamps

This brightline fixture uses 55-watt compact fluorescent lamps, available in a variety of color temperatures and CRI ratings (see the Fixture Accessories and Lamps datasheet for details). Studioline and Cinema Series lamps are optimized specifically for video camera applications.

Shipping Information
Length: 24.25-in (628.65-mm)
Width: 24.25-in (628.65-mm)
Height: 7.75-in (196.85-mm)
Weight: 46-lb (27.2-kg)

Articulation

Rotate: Fixture carriage mounted on a sliding bracket allows for greater range of angular movement (+/- 50 degrees) on a single axis.

Drop-Pan-Tilt: Provides three axes of movement. DPT fixture carriages move up and down from the ceiling, pans 360 degrees, and rotate angularly (+/- 70 degrees).

Accessories

A variety of control screens are available to shape the light-beam pattern (see the Fixture Accessory and Lamps datasheet for details). White finish screens are standard, with black finish as an option. All screens come with Glare reduction gel for optimized comfort. Prismatic lenses are available for one and two lamp carriages.

Fixture Dimensions and Weight

Inch Panel: 23.75- x 23.75- x 7.07-in
(603.25- x 603.25- x 179.62-mm)

Metric Panel: 595- x 595- x 179.62-mm
(23.43- x 23.43- x 7.072-in)

Fixture Weight: 44-lb (16-kg)

Electrical Certifications

UL, cUL and CE



Fixture shown with 1-Lamp Rotate and 2-Lamp Drop carriage.

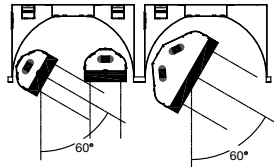
US Patent No. 6,517,216. Other US and foreign patents pending.

580 Mayer Street - Building # 7 - Bridgeville, PA 15017 USA

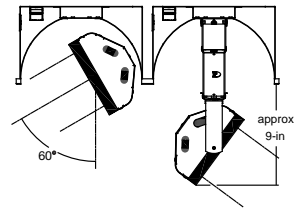
Phone: 1.412.206.0106 - Fax: 1.412.206.0146



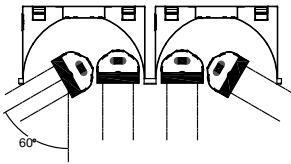
Sample Fixture Configurations



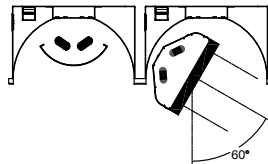
One-One-One Rotate with left slide and Two-Lamp Rotate with maximum left slide (includes contrast feature)



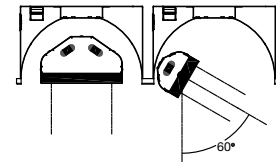
Two-One-One Rotate with right slide and with contrast feature and Two-Lamp Drop-Pan-Tilt (shown in dropped position and tilted)



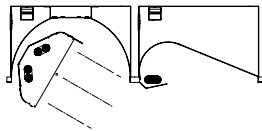
Two-One-One Rotate with slide to achieve maximum outward rotation (includes contrast feature)



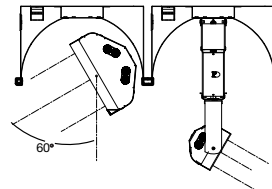
Two-Lamp Rotate with maximum left slide and Task Light showing perforated diffusion screen



Two-Lamp Rotate in centered position and One-Lamp Rotate with maximum left (includes contrast feature)



Wall Washer showing lamp and indirect reflector and Two-Lamp Rotate with maximum left slide (includes contrast feature)



Two-Lamp Rotate with maximum right slide and with contrast feature, and One-Lamp Drop-Pan-Tilt (shown in dropped position and tilted)

T	Lamps Carriage	Lamp Carriage	Ballast Type	Voltage
T-Series	01 = One 1-Lamp Carriage	01 = One 1-Lamp Carriage	A = 0 - 10V	1 = 120v
	11 = Two 1-Lamp Carriage	11 = Two 1-Lamp Carriage	E = Ecosystem	2 = 230v
	02 = One 2-Lamp Carriage	02 = One 2-Lamp Carriage	N = Non-Dim	7 = 277v
	OR	OR	P = Phase	
	00 = No Lamp Carriage	00 = No Lamp Carriage	X = Digital	

Articulation	Articulation
R = Rotate & Contrast	R = Rotate & Contrast
D = Drop-Pan-Tilt	D = Drop-Pan-Tilt
OR	OR
T = Task	T = Task
W = Wall Wash	W = Wall Wash

Panel Size	Panel Style	Mounting Style
I = Inch	S = Solid	DD = Double Dome
M = Metric		

Note: Dual 1-1 lamp carriage cannot be Drop-Pan-Tilts.
 Note: Phase Dim Ballasts are not available in 230V.
 Note: Custom Finish is available. Add a "-CF" to the end of the part number.
 Note: Fixtures require Control Screens and Lamps; see Fixture Accessories and Lamps datasheet for options.

580 Mayer Street - Building # 7 - Bridgeville, PA 15017 USA

Phone: 1.412.206.0106 - Fax: 1.412.206.0146

