



Construction

The fixture housing is made of formed, cold-rolled sheet steel. The heat sink is made of 6063-T5 aluminum extrusion.

Fixture Body Finish

Low-gloss Signal White finish (Ral #9003, 20% Gloss) is standard, with custom colors available.

Drivers

All drivers are high-frequency electronic, with a power factor >.95, THD <10%, and a Class A sound rating. Drivers are mounted in the fixture module housing. The power and control inputs are on the back of fixtures. Operational voltage is universal, 120 - 277V.

Low Voltage Control

19" Rack-mounted driver is available with up to 600w of power. Multiple drivers can be linked for any size project. Low voltage control available for 120-230V applications.

Power Over Ethernet Control

Fixture are available with PoE control nodes. Consult with factory for specification of complete PoE systems. PoE Control available for 120-230V applications.

LED Technology

The fixture utilizes mid-power LEDs with high-quality illumination (>90 CRI) for videoconferencing and general lighting applications. Each fixture module has a power consumption of 32 watts.

Directional Beam Angle

The module components are adjustable +/- 55 degrees.

Fixture Carriage (Module)

One and two module fixtures are available. Each module comes with a spot or flood beam control option.

Fixture Dimensions and Weight

Inch Panel: 2-ft x 2-ft

23.75- x 23.75- x 4.54-in

(603.25- x 603.25- x 115.3-mm)

Metric Panel: 600-mm x 600-mm

595- x 595- x 115.3-mm

(23.43- x 23.43- x 4.54-in)

Fixture Weight*: 24.51-lbs (11.12-kg)

Inch Panel: 1-ft x 2-ft

11.75- x 23.75- x 4.54-in

(298.45- x 603.25- x 115.3-mm)

Metric Panel: 300-mm x 600-mm

298- x 595- x 115.3-mm

(11.71- x 23.43- x 4.54-in)

Fixture Weight*: 21.45-lbs (9.73-kg)

Single Module: 6-in x 2-ft (Inch Only)

(5.75- x 23.75- x 4.54-in)

(146.05- x 603.25- x 115.3-mm)


Fixture Weight: 9.50-lbs (4.31-kg)

*weight is for two module option






Sample Fixture Configurations



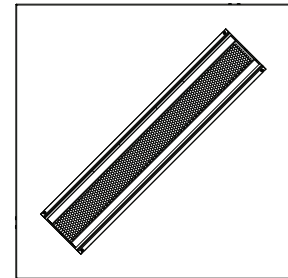
One Module, Spot
(example: FLXT1-X35-S-I)




One Module, Flood
(example: FLXT1-X35-F-I)



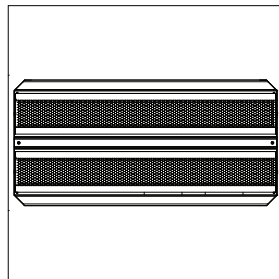
Two Modules, Spot-Flood, Mini-Mount
(example: FLXT2-X35-SF-IMM)



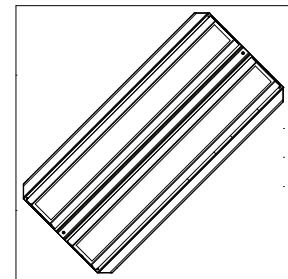
One Module, 45-Degree Mount, Spot
(example: FLXT1-X35-S-I45)



Four Modules, Spot-Flood, Double-Mount
(example: FLXT2-X35-FFSS-IDD)



Two Modules, Spot, Center-Mount
(example: FLXT2-X35-SS-ICM)



Two Modules, Flood, 45 Degree-Mount
(example: FLXT2-X35-FF-I45)

One Module Part Numbers

FLXT		-			-			-		
Flex-T	Module Qty		Dimming/Control	Color Temperature/ Color Rendering Index		Optics	Sizing	Panel Options		
	1 = One Module		A = 0-10V (Analog)	30 = 3000°K / 90 CRI		S = Spot	I = Inch	45 = 45° Mount		
			E = Lutron Ecosystem	35 = 3500°K / 90 CRI		F = Flood	M = Metric	No panel option is required for 6-in x 24-in fixtures		
			X = DALI	40 = 4000°K / 90 CRI						
			L = Low Voltage	50 = 5000°K / 80 CRI						
			Z = PoE (60W)							

Two & Four Module Part Numbers

FLXT		-			-			
Flex-T	Module Qty		Dimming/Control	Color Temperature/ Color Rendering Index		Optics	Sizing	Panel Options
	1 = One Module		A = 0-10V (Analog)	30 = 3000°K / 90 CRI		S = Spot	I = Inch	MM = Mini Mount
	2 = Two Module		E = Lutron Ecosystem	35 = 3500°K / 90 CRI		F = Flood	M = Metric	CM = Center Mount
			X = DALI	40 = 4000°K / 90 CRI				45 = 45° Mount
			L = Low Voltage	50 = 5000°K / 80 CRI				OM = Offset Mount
			Z = PoE (60W)					DD = Double Dome (4 Modules Only)

580 Mayer Street - Building # 7 - Bridgeville, PA 15017 USA

Phone: 1.412.206.0106

www.brightlines.com



© 2019 Brightline LP. All Rights Reserved

Specifications are subject to change without notice.

05/23/19