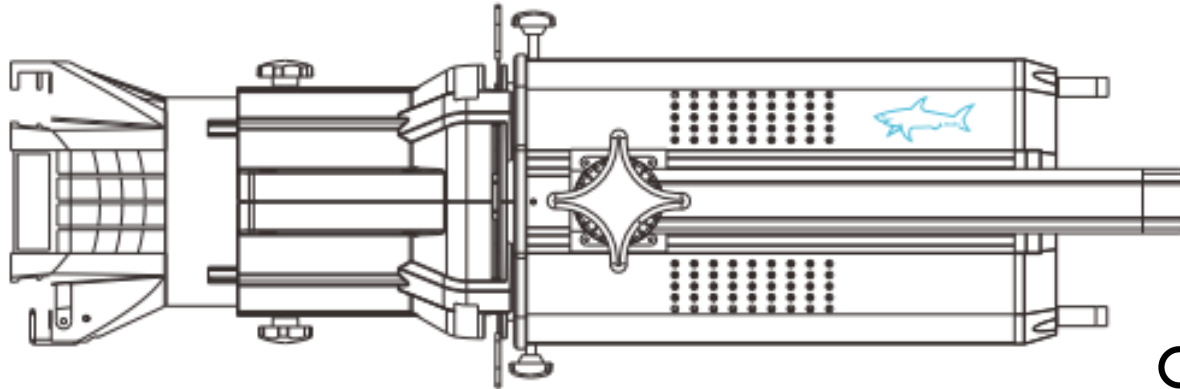





Mako Studio Lighting

Fan-less Noise Free Ellipsoidal Series



The Mako Studio Lighting Series consists of high definition, noise-free, fan-less LED designs integrated into die-cast aluminum alloy housings. Interchangeable lens tubes – compatible with other ellipsoidal fixtures (consult Brightline for compatibility) – provides optional 5°, 10°, 19°, 26°, 36° and 50° beam angles for any studio lighting application. Select from Mako RGBAL or VW models for full spectrum or variable white applications.

How to Order


Model	Type	Lens Tube
BL-MAKO	200F-RGBAL 200D-VW	05 - 5°
		10 - 10°
		19 - 19°
		26 - 26°
		36 - 36°
		50 - 50°

Ordering Example: BL-MAKO-200D-VW-26

200F-RGBAL is a high-definition full color spectrum design with Brightline’s noise-free, fan-less cooling system integrated into a die-cast aluminum alloy housing. The system is ideal for studio and television production studios where noise reduction is required. The 200F-RGBAL features a 100-watt 5-in-1 LED RGBAL chip delivering the brightest output and boldest rendering of color.

200D-VW is a high-definition variable white design with Brightline’s noise-free, fan-less cooling system integrated into a die-cast aluminum alloy housing. The system is ideal for studio and television production studios where noise reduction is required. The 200D-VW features a 100-watt 2-in-1 LED Cool White + Warm White (3200K to 5600K), 95+ CRI variable white LED chip-on-board.





Specifications: 200F-RGBAL & 200D-VW

Light Source

- **200F-RGBAL Model:** 1 x 100-watt 5-in-1 LED (RGBAL)
- **200D-VW Model:** 1 x 100-watt 2-in-1 LED (3200K – 5600K)
- CRI ≥95+
- Flicker free operation for broadcast TV and film
- Life Span: 50,000-hour (chip rating may vary depending on several factors including, but not limited to: environmental conditions, power/voltage supply, usage pattern (on-off cycling), control and dimming)

Optics

- Interchangeable high-resolution and precise optics 5°/10°/19°/26°/36°/50° lens tubes available
- 45° rotatable lens tube
- Manual focus
- Compatible with other lens tube manufacturers (consult Brightline for list of compatibility options)

Framing System

- 4 metal spot cutting slots

Color System

- **200F-RGBAL Model:** RGBAL color mixing – pure and even coverage
- Color frame included with all models

Preset Programs 200F-RGBAL only

- 8 preset colors – built in dynamic programs

Gobo and IRIS System

- Gobo holder (size B) included
- IRIS sold separately

Dimming System

- 0-100% smooth linear LED dimming
- 4 preprogrammed dimming curve modes (linear, square law, inverse square law, and s-curve) available

Power Supply

- Electronic supply with active Power Factor Correction (PFC)
- AC100-240V 50/60 Hz
- Power CON IN/OUT with fuse
100-watt power consumption

Control System

- **200F-RGBAL Model:** 7 DMX channels – Remote Device Management (RDM) enabled
- **200D-VW Model:** Two 2-in-1 DMX channels – RDM enabled
- DMX512, In/Out or auto operation DMX recorder and edit function integrated
- Shielded input signal protection for stable signal without interference
- 5-pin XLR DMX connectors In/Out

Cooling System

- Advanced cooling fan-less system, aluminum heat sink with integrated copper heat pipe
- Efficient noise-free cooling system
- Constant temperature readout and management function with integrated thermal protection cut-off switch

Housing

- Die-cast aluminum alloy with powder coat body

Installation

- Single slide-adjust hanging bracket with safety attachment point

Operating Condition

- -25°C to 45°C ambient temperature
- IP20 protection

Compliance

- CE + FCC
- 2014/35/EU Safety of electrical equipment supplied at low voltage (L VD)
- 2014/30/EU Electromagnetic compatibility (EMC)
- 2011/65/EU Restriction of the use of certain hazardous substances (RoHS)


Unit and Pack Weight

- N.W.: 21.8 lbs. (9.9 kg) G.W.: 25.4 lbs. (11.5 kg)

Unit and Pack Dimensions

- Product Dimensions (L x W x H): 26.8" (680mm) x 12.4" (315mm) x 12.2" (310mm)
- Packing Dimensions (L x W x H): 29.5" (750mm) x 13.8" (350mm) x 13.6" (345mm)






Menu Operations: 200D-VW

Serial Number	Display		Description
1	A	A001-A512	DMX ADDRESS - Identify and set the DMX address for the fixture
2	CCT	3200-5600	VW COLOR SELECT to adjust CCT
3	EP	EP1/EPO	EP1 - system goes to last DMX program number if DMX signal is lost; EPO - system goes to black if DMX signal is lost
4	DP	DP1/DPO	DISPLAY BACKLIGHT - DP1 screen backlight OFF / DPO screen backlight ON
5	L	L000-L100	GLOBAL DIMMING - Dim fixture from 100% (full on) to 0% (dim to off)
6	T	TT-C	Shows chip temperature in Celsius

DMX Channels: 200D-VW

Serial Number	Display	Description
Channel 1	GLOBAL Dimming	Global linear dimming (0%-100%) dark to full bright
Channel 2	TOTAL VW / CCT Adjust	Linear CCT (3200) Warm White to (5600) Cool White
Channel 3-7	Blank	Blank






Menu Operations: 200F-RGBAL

Serial Number	Display		Description
1	A	A001-A512	DMX ADDRESS - Identify and set the DMX address for the fixture
2	L	L000-L100	GLOBAL DIMMING - Dim fixture from 100% (full on) to 0% (dim to off)
3	R	R000-R255	RED DIM - Dim red color from 100% (full on) to 0% (dim to off)
4	G	G000-G255	GREEN DIM - Dim green color from 100% (full on) to 0% (dim to off)
5	B	B000-B255	BLUE DIM - Dim blue color from 100% (full on) to 0% (dim to off)
6	AM	AM000-AM255	AMBER DIM - Dim amber color from 100% (full on) to 0% (dim to off)
7	LM	LM000-LM255	LIME DIM - Dim lime color from 100% (full on) to 0% (dim to off)
8	CCT	2000-8000	VW COLOR SELECT to adjust CCT range using full color chip
9	DP	DP1/DP0	DISPLAY BACKLIGHT - DP1 screen backlight OFF / DP0 screen backlight ON
10	T	TT-C	Shows chip temperature in Celsius

DMX Channels: 200F-RGBAL

Serial Number	Display	Description
Channel 1	GLOBAL Dimming	Global linear dimming (0%-100%) dark to full bright
Channel 2	RED (R) Dimming	Linear dimming red (0-255) dark to bright
Channel 3	GREEN (G) Dimming	Linear dimming green (0-255) dark to bright
Channel 4	BLUE (B) Dimming	Linear dimming blue (0-255) dark to bright
Channel 5	AMBER (AM) Dimming	Linear dimming amber (0-255) dark to bright
Channel 6	LIME (LM) Dimming	Linear dimming lime (0-255) dark to bright
Channel 7	LINEAR CCT Select	(2000-8000) CCT adjustment warm white to cool white





Harness / Yoke Adjustment

The Mako series includes an easy to adjust yoke and harness assembly for added installation options. To rotate the yoke handle, turn the two adjustment knobs counter-clockwise approximately 1 to 2 full turns (until loose). The yoke can be rotated about the harness center-line to any desired position for hanging or surface mount installations. Once you have the desired handle location, lock the yoke by turning the adjustment knobs in the clockwise direction until tight.

The harness comes preset from Brightline and can be adjusted to provide additional mounting options. To release the harness, turn the four set screws (shown below) counter-clockwise 1 to 2 full turns (until loose). Once loosened you can slide the harness along the rail guide across the full length of the Adjustment Range; do this on both sides of the handle. Once you have the desired harness location, lock the harness by turning the four set screws on both sides of the fixture clockwise until tight – re adjust the yoke handle as required and per the instructions above.

