

---

# LED Stealth-T

LED Videoconference Fixture

# LED Stealth-T

## LED Videoconference Fixture

### Construction

Die-formed, cold-rolled steel sheet housing. Aluminum louvers. Fixture can be used in a 24-in, 600-mm lay-in grid ceiling or cut into drywall or plaster.

### Fixture Body Finish

Fixture body is painted with high-gloss, electrostatically applied white enamel finish. Louver and louver frame are painted with low-gloss Easy White finish (Tiger Drylac 449/11707 smooth flat).

### Low Voltage Control

19" Rack-mounted driver is available with up to 600w of power. Multiple drivers can be linked for any size project. Low voltage control available for 22w120-230V applications.

### Power Over Ethernet Control

Fixture are available with PoE control nodes. Consult with factory for specification of complete PoE systems. PoE Control available for 120-230V applications.

### LED Technology

The fixture utilizes LED modules to emit high quality illumination (>90 CRI) for video-conferencing and general lighting applications.

### Drivers

All drivers are high-frequency electronic, with a power factor >.90 and a THO < 20%. Drivers are mounted in the fixture housing. The power and control inputs are from the back or top of fixtures. Fixtures can be provided for operation on 120V, 230V, or 277V, 50-60 Hz.

### Color Temperature

30 - 3000K / 97 CRI  
35 - 3500K / 97 CRI  
40 - 4000K / 97 CRI  
50 - 5000K / 97 CRI  
VW - 3000K - 5600K / 97 CRI

### Louver Frame

Die-cut, cold-rolled steel with four (4) pull down spring latches. Louver frame can be removed from fixture without use of tools.

### Louvers

Louvers are available for angled operation (approximately 45°) in one direction (FW and CA option) or bidirectionally (BI option). Louvers are also available for vertical downward-throw operation (ON option).

Louvers are backed with a matte white diffusion.

### Dimensions

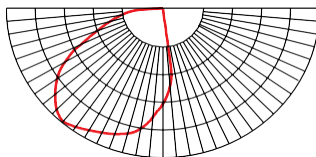
The overall dimension of the fixture body (with the exception of the louver frame) is 23.75- x 23.75- x 4.8-in (603.25- x 603.25- x 122-mm). The approximate weight of the fixture is 26-lb (11.8-kg); includes louver.

See *shipping information chart* for gross weights and dimensions.

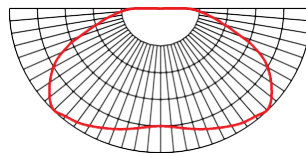


Fixture shown with Forward-Throw Louver.

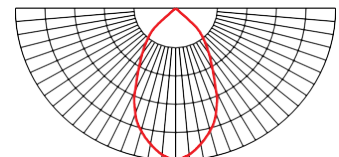
### Polar Light Distribution:



Forward-Throw Louvers  
FW and CA Options



Bidirectional-Throw Louvers  
BI Option



Downward-Throw Louvers  
DN Option

US Patent No. 8,303,135. Other US and foreign patents pending.

580 Mayer Street, Building #7, Bridgeville, PA 15017, USA

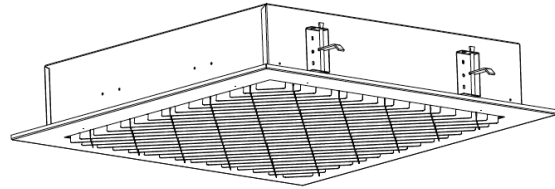
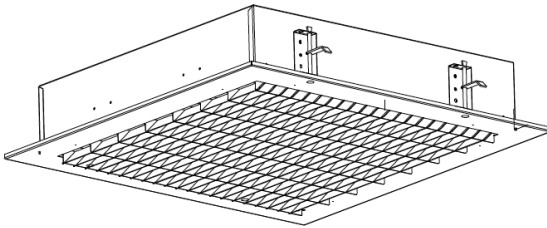
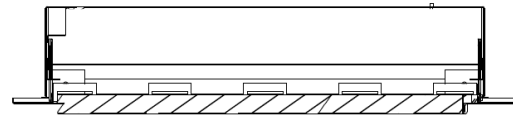
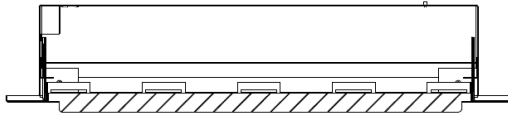
Brightlines.com | 1.412.206.0106



# LED Stealth-T

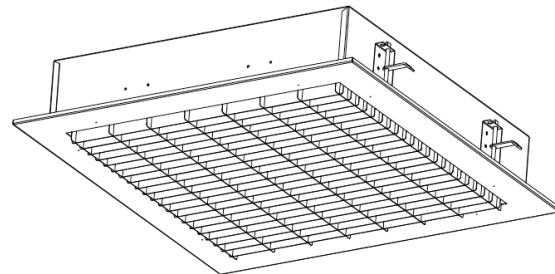
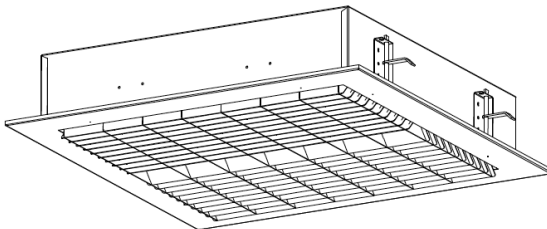
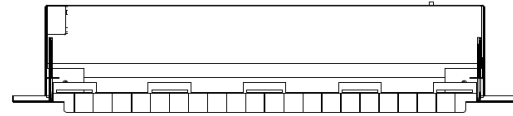
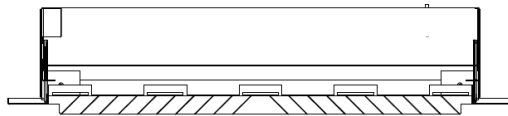
## LED Videoconference Fixture

### Louver Configurations:



Forward - Throw Louver  
FW Option

Corner - Throw Louver  
CA Option



Bidirectional - Throw Louver  
BI Option

Downward - Throw Louver  
DN Option

LST				-		-		-	
Stealth-T	LEDs	Dimming Protocol	Voltage		Louver Style		Ceiling Type		Color Temperature/ Color Rendering Index
	6 = Six Rows (75W)	A = 0-10V	1 = 120V		FW = Forward Throw		IG = 24-in Lay-In Grid		30 = 3000K / 97 CRI
		E = Lutron LDE1	2 = 230V		CA = Corner Throw		MG = 600-mm Lay-In Grid		35 = 3500K / 97 CRI
		X = DALI	7 = 277V		BI = Bidirectional Throw		DW = Drywall		40 = 4000K / 97 CRI
		L = Low Voltage DMX (remote driver)	U = L or Z Dimming only		DN = Downward Throw				50 = 5000K / 97 CRI
		Z = PoE (60W)*							VW = 3000K-5600K / 97 CRI

VW available on DALI and DMX fixtures only.

\* Consult factory to ensure PoE system compatibility.

Custom Finish is available for an additional fee. Add "CF" to the end of the part number.

580 Mayer Street, Building #7, Bridgeville, PA 15017, USA

Brightlines.com | 1.412.206.0106

